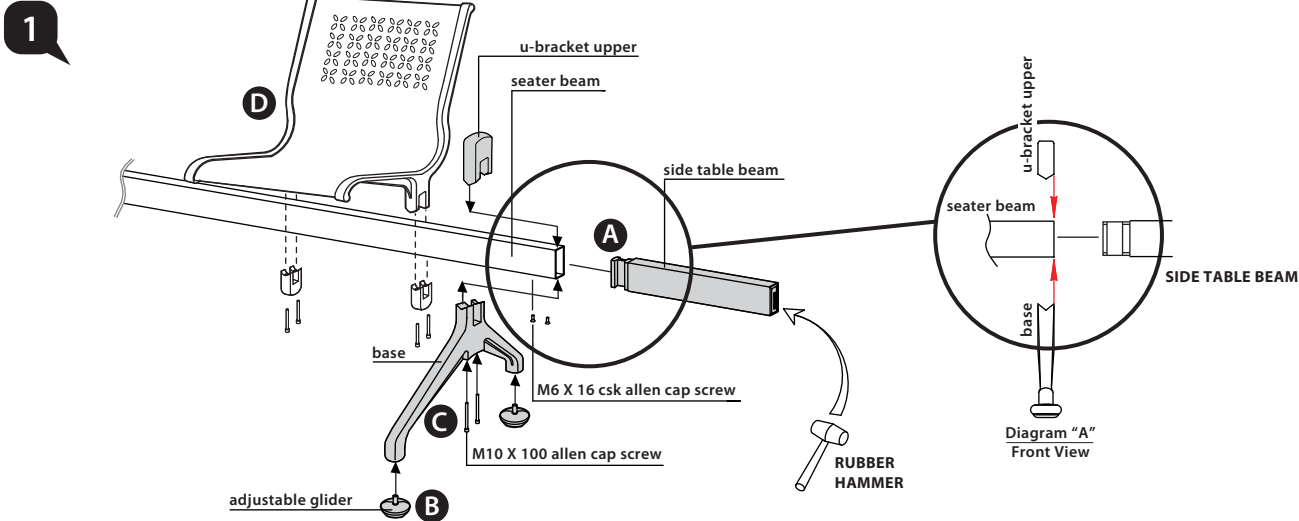
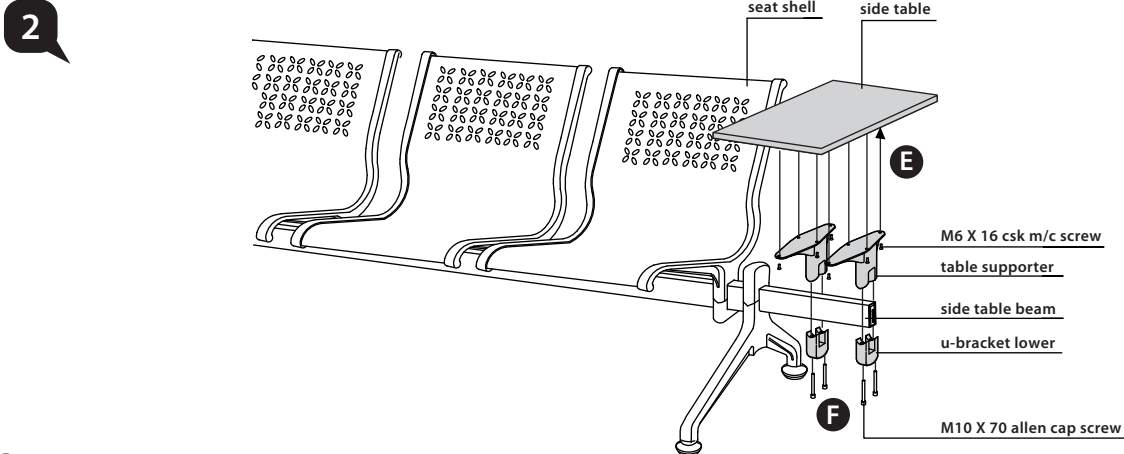


Assembly Instruction

MERRYFAIR®



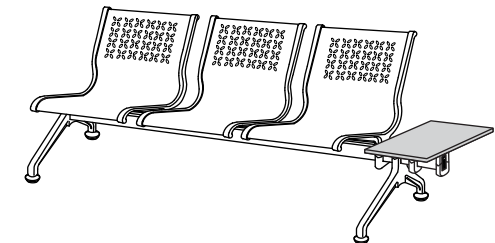
- A** Insert side table beam into one or both end side of seater beam by using rubber hammer and tighten with M6 X 16 CSK allen cap screw.
- B** Insert adjustable glider into base.
- C** Slot u-bracket upper (or armrest) & base into seater beam and tighten with M10 X 100 allen cap screw.
- D** Slot seat shell & u-bracket lower into seater beam and tighten with M10 X 70 allen cap screw.
(Please refer assembly instruction for **Voyage GXXX BX A00 J**)



- E** Fix table supporter to side table with M6 X 16 CSK M/C screw.
- F** Slot side table + table supporter and u-bracket lower into side table beam and tighten with M10 X 70 allen cap screw.

Voyage

model: TS1 (Side Table)



COMPLETED VIEW

