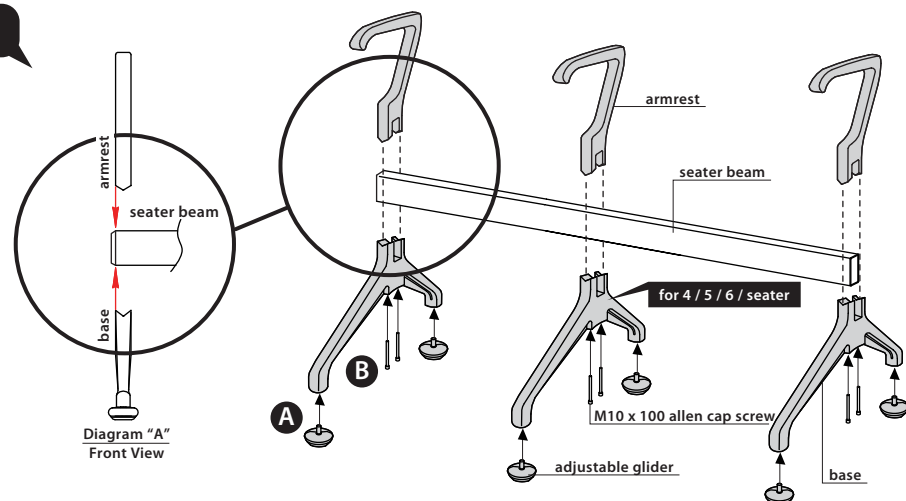


Assembly Instruction

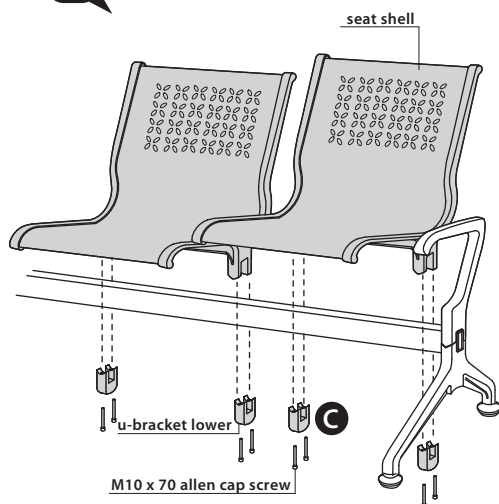
MERRYFAIR®

1



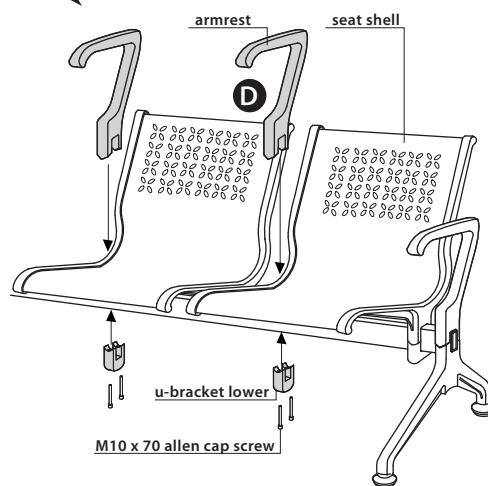
- A** Insert adjustable glider into base.
B Slot base and armrest into the seater beam and tighten with M10 X 100 allen cap screw.

2



- C** Slot seat shell and u-bracket lower into seater beam (following measurement given) and tighten with M10 X 70 allen cap screw.

3



- D** Slot armrest and u-bracket lower into the seater beam (adjust the armrest so that it is at the center of 2 seat shell) and tighten with M10 X 70 allen cap screw.

Voyage

models: G140 / G150 / G160 / G170 / G220
 B1 / B2 / B3 / B4 / B5 / B6 A28 J

remark: every seats C/W armrest

