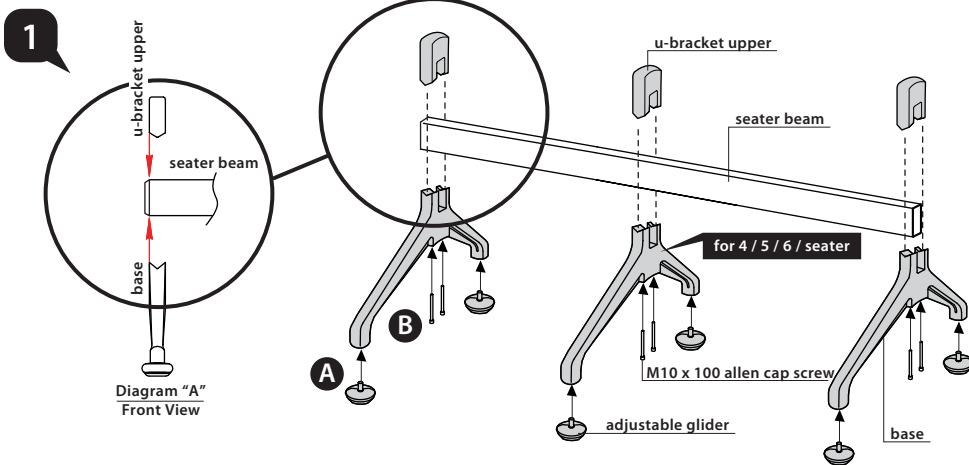
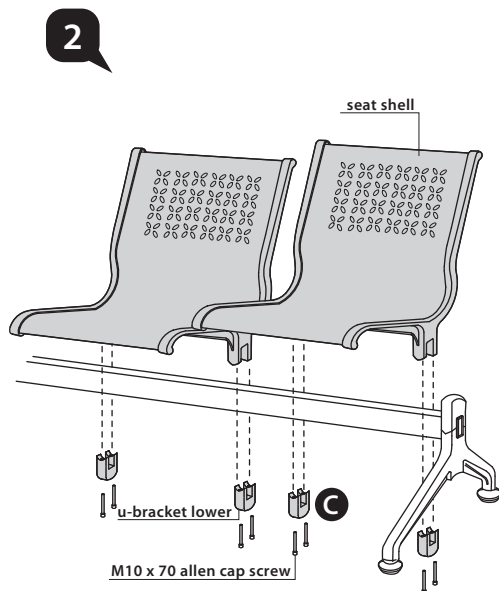


Assembly Instruction

MERRYFAIR®

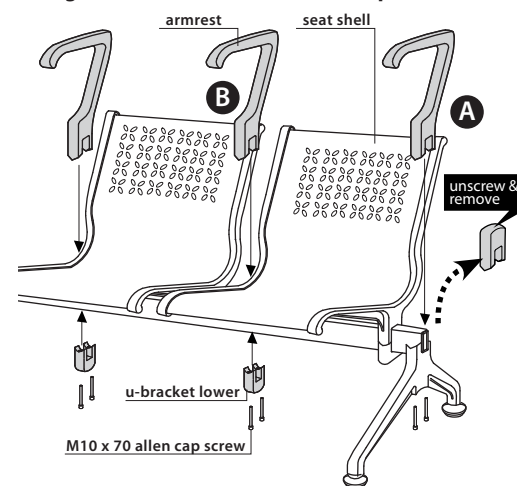


- A** Insert adjustable glider into base.
- B** Slot u-bracket upper & base into the seater beam and tighten with M10 X 100 allen cap screw.



- C** Slot seat shell and u-bracket lower into seater beam (following measurement given) and tighten with M10 X 70 allen cap screw.

Change or add-in armrests after complete chair:



- A** Change u-bracket upper to armrest
unscrew & remove the u-bracket upper replace by armrest & tighten by using M10 X 100 allen cap screw.
- B** Add armrest in between seat
Slot armrest and u-bracket lower into the seater beam (adjust the armrest so that it is at the center of 2 seat shell) and tighten with M10 X 70 allen cap screw.

Voyage

models: G140 / G150 / G160 / G170 / G220
B1 / B2 / B3 / B4 / B5 / B6 A00 J

