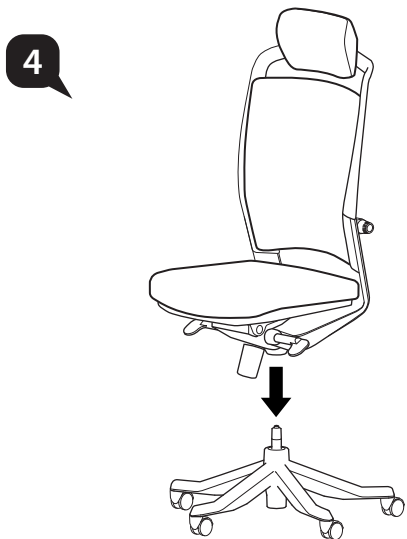
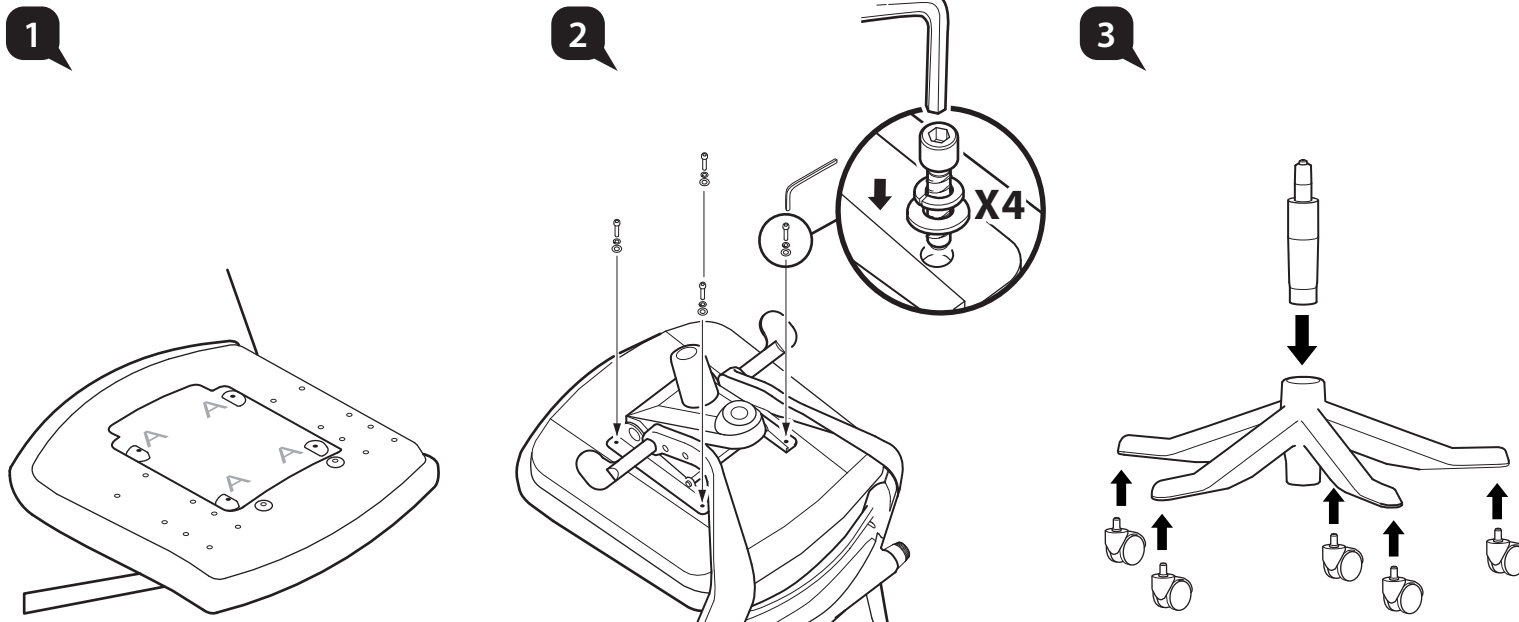
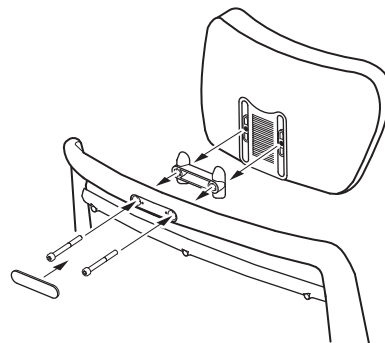


# Assembly Instruction

MERRYFAIR®

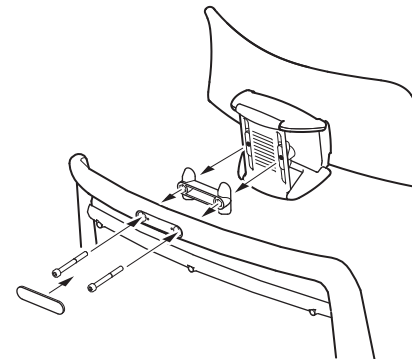


5 *P069 model only*



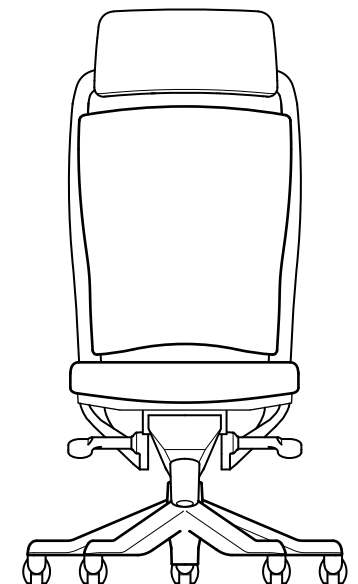
or

*P079 model only*



## Fulkrum

models: P079 YF A00 V  
P069 YF A00 V  
P068 YF A00 V  
P067 YF A00 V



# User Instructions

MERRYFAIR®

## **A** *Seat Height Adjustment*

Flip up lever on right-side to raise or lower set. Adjust such that your feet are adequately supported on floor.

## **B** *Multi-Position Tilt Lock*

Recline to the desired position, and flip down lever on left-side to lock. Flip up lever, and recline backwards to release tilt-lock.

## **C** *Tilt Tension Control*

Turn bottom knob clockwise to provide a stronger tilt tension, and vice-versa. Adjust such that minimum effort is required to push back when reclining.

## **D** *Adjustable Lumbar Depth*

Turn knobs on either side of back-frame to adjust depth of lumbar-support cushion. A slack mesh-back is normal and may be tensioned by adjusting the cushion forwards.

## **E** *Adjustable Headrest Height (P079 and P069 models only)*

Hold head-rest by both sides and pull up or push down to the desired height.

# Fulkrum

models: P079 YF A00 V  
P069 YF A00 V  
P068 YF A00 V  
P067 YF A00 V

